



Meridian™

The cushion of choice for wheelchair users with a high risk of tissue breakdown and a high level of symmetric positioning needs.

Therapists recommend the dual-chambered Meridian for individuals with motor and neurological dysfunction due to spinal-cord injury, stroke, multiple sclerosis, cerebral palsy, and traumatic brain injury. Therapists value the Meridian's outstanding pressure distribution and postural support.


Users and caregivers value its low weight, comfort, and ease of use. No pumps or accessories. No kneading or manipulation.



**SEATING
SYSTEMS**



Meridian™



1. Air-Foam Floatation

Functional areas of the cushion are created by three types of foam: soft foam for the decubitus-sensitive area of the ITs; medium foam for the thigh trough, pelvic bucketing and pre-ischial bar; and firm foam for the perimeter and the medial thigh separator.

Bonding Meridian foam to coated fabric makes the cushion hold air. A valve releases air to immerse the user in the foam, the foam conforms to the user, and the user's weight is distributed over the surface of the cushion.

Independent research has shown VARILITE Air-Foam Floatation to be the #1 impact and vibration dampening technology (RESNA 2000).

2. Dual-Chambers

Separate chambers allow for independent positioning of the pelvis and thighs quickly and easily while the client is seated. Two front-to-back chambers create a pre-ischial shelf to prevent IT's from sliding forward, preventing a posterior pelvic tilt or sacral sitting. Separate chambers aid in positioning by creating squeeze in the chair, providing for more postural support for the client by "holding" the client in place. Clients prone to extensor tone or thrusting will also benefit from the Meridian's dual-chambered positioning system.

Setting the pelvic chamber first allows for maximum immersion of the pelvis and increased area for pressure interface. An independent thigh chamber allows for maximum loading of the thighs. Increasing load to the thighs relieves pressure from the ITs where pressure is not well tolerated.

Squeeze can be created by using a VARILITE wedge under the thighs, or by allowing more air out of the pelvic chamber than the thigh chamber.

3. Four-way-stretch Fabric

Meridian foam is bonded to four-way-stretch knit fabric for maximum conformity during immersion. The fabric is water resistant.

4. Valves for Adjusting Air Volume

The Meridian uses VARILITE two-way air valves. Sitting on a fully inflated cushion, the user opens the right valve and releases air in the pelvic chamber, closing the valve when sitting on approximately 1/2-inch (13 mm) of air and foam.

Once the pelvis is properly immersed, the user opens the left valve and releases air in the thigh chamber, closing the valve when optimum load on thighs is achieved.

5. Cover

The Meridian is available with a mesh or incontinence cover with breathable four-way-stretch material. Reticulated foam inside promotes air exchange and improves pressure distribution. The underside is a rugged nonslip material with hook and loop for added security. Meridian cover meets ISO 7176-16 ignition resistance standards for upholstered wheelchair components. Machine washable.



4000 1st Avenue South
Seattle, WA 98134
Phone: (800) 827-4548
Fax: (206) 343-5795
www.varilite.com

Authorized EU Representative:
Cascade Designs, Limited
Dwyer Road, Midleton, Co. Cork
Republic of Ireland

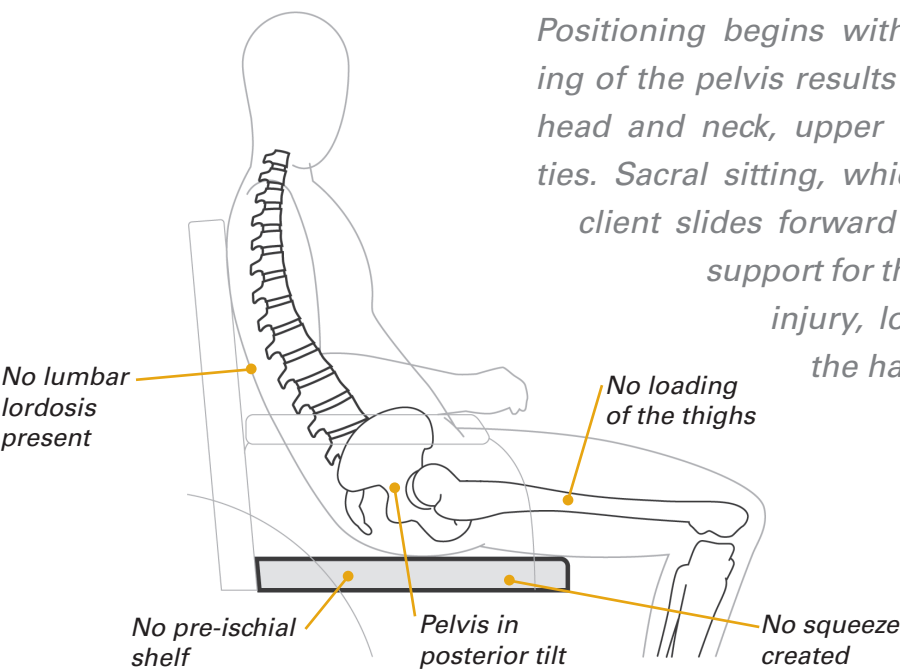


Meridian™

Dual-chambers allow for independent positioning of pelvis and thighs.

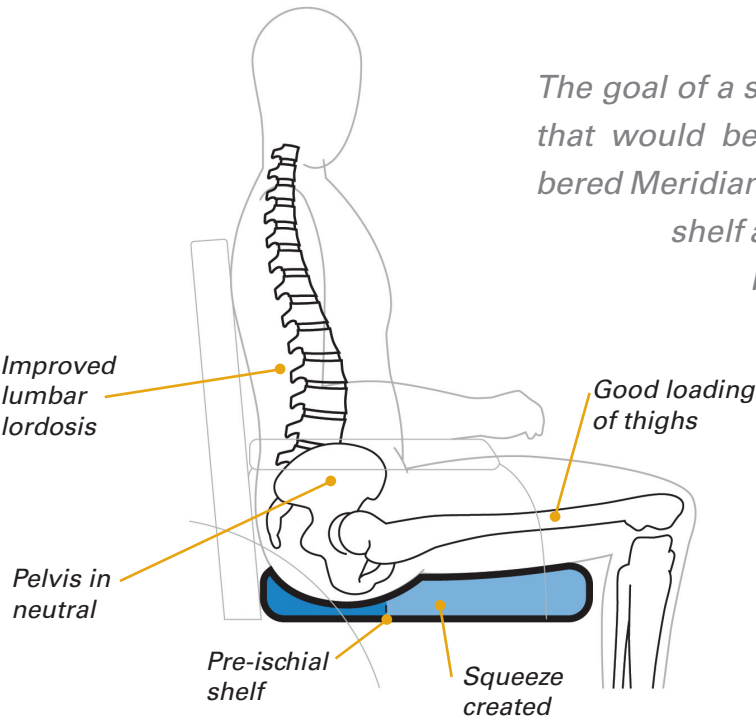
Exceptional pressure distribution, positioning stability, comfort, and simplicity have made the Meridian our most advanced skin protection wheelchair cushion. Two independently-adjustable chambers create maximum pressure distribution. Client can be positioned quickly and easily while seated. **VARILITE** Air-Foam Floatation makes the Meridian ultra-lightweight without compromising skin protection and support.

Sacral Sitting



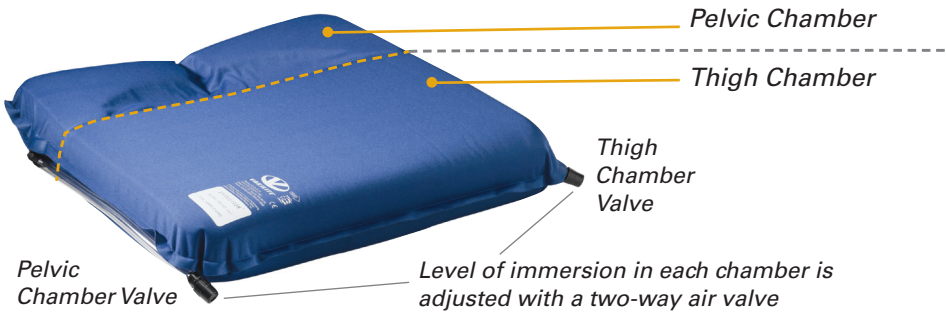
Positioning begins with the pelvis. Improper positioning of the pelvis results in poor positioning in the trunk, head and neck, upper extremities, and lower extremities. Sacral sitting, which most often occurs when the client slides forward in the chair, can result in poor support for the spine, skin problems, shoulder injury, low back pain, and shortening of the hamstrings.

Meridian Prevents Sacral Sitting



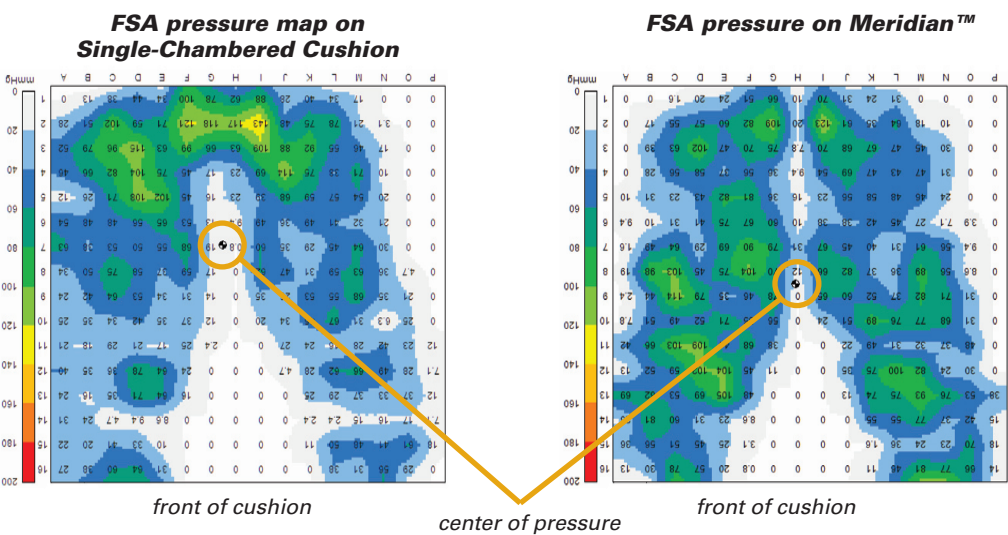
The goal of a seating system is to maintain spinal curves that would be present while standing. The dual-chambered Meridian accomplishes this by creating a pre-ischial shelf and producing squeeze, which prevents the ITs from sliding forward into a posterior pelvic tilt. Holding the pelvis in place helps maintain a neutral or slight anterior pelvic tilt, which results in proper lumbar lordosis and correct positioning of the thoracic and cervical spine.

Dual-Chambers for Increased Pressure Distribution



Comparison Pressure Mapping

Compared to a single-chambered cushion, the dual-chambered Meridian moves the center of pressure forward onto the thighs where pressure is better tolerated.



The Meridian enables the client or caregiver to adjust the pelvic chamber independent of the thigh chamber. This allows maximum immersion of the pelvis, and pressure is redistributed off the ITs and onto the thighs.

Meridian™ is available with the following options:

- Cover: Mesh or Incontinence
- Wave™ positioning bases: CPW (Contoured Positioning Wedge), LPB (Lateral Positioning Base) or CPB (Contoured Positioning Base)

See price list for size availability
HCPCS Code K0736/K0737

